



**Wotech Solar**

# Photovoltaic Module

## Monocrystalline60

### KEY FEATURES



High module efficiency through superior manufacturing technology



No power loss thanks to improved temperature co-efficient caused by 5 busbar solar cell



Strictly control the micro-crack of solar cells and the other non visible defect of internal modules




Module can bear snow loads up to 5400Pa and wind loads up to 2400Pa



Manufactured according to and certified international I Quality and Environment Management System



Using advanced low reflection and high light transmission glass and cell sheet surface cutting technology, in the weak light environment can also play a good performance.



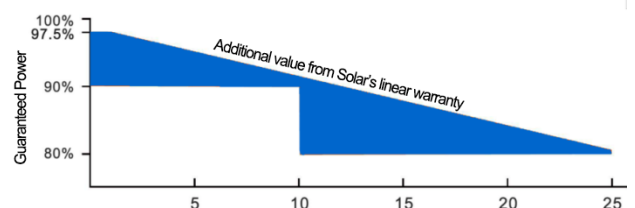
### Certificates

- IEC61215, IEC61730, CQC, CE, TUV
- ISO9001:2008
- ISO14001:2004
- BSOHSAS18001:2007



### Warranties

- 12 years product warranty
- 25 years power warranty



## Electrical Characteristics

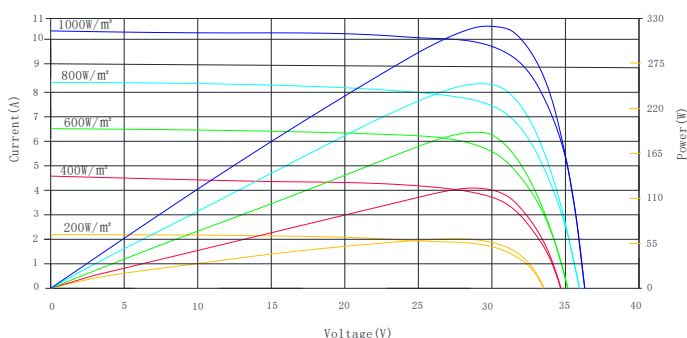
Model	SH-290S6-20	SH-295S6-20	SH-300S6-20	SH-305S6-20	SH-310S6-20
Maximum Power at STC(Pmax)	290W	295W	300W	305W	310W
Optimum Operating Voltage (Vmp)	31.74 V	31.82 V	31.89 V	31.97 V	32.05 V
Optimum Operating Current (Imp)	9.138 A	9.273 A	9.408 A	9.543 A	9.675 A
Open-Circuit Voltage (Voc)	39.05 V	39.13 V	39.21 V	39.29 V	39.37 V
Short-Circuit Current (Isc)	9.594 A	9.740 A	9.885 A	10.082 A	10.226 A
Solar Cell Efficiency (%)	20.23	20.58	20.93	21.30	21.66
Solar Module Efficiency (%)	17.83	18.13	18.44	18.75	19.05
Operating Temperature	-40to85℃				
Maximum System Voltage	DC1000				
Maximum Series Fuse Rating	15A				
Power Tolerance	0~+3%				
STC:Irradiance 1000W/m²,Modules Temperature 25℃,AM=1.5					

## Temperature Coefficient and Mechanical Characteristics

Nominal Operating Cell Temperature (NOCT)	47℃+/-2℃
Temperature Coefficient of Pmax	-0.47%/℃
Temperature Coefficient of VOC	-0.346%/℃
Temperature Coefficient of ISC	+0.036%/℃
Solar cell	Mono156.75*156.75mm
No.of cells	60 (6x10)
Dimensions	1640mm*992mm*35mm
Weight	18kg
Front glass	3.2mm tempered glass
Frame	Anodized aluminium alloy
Junction box	PV--*****
Connector	Plug and socket
Output cables	PV 4.0mm <sup>2</sup> ,0.9m
1*20'	398 pcs
1*40'	840 pcs
1*40'HQ	924pcs

## IV-Curves

Current-Voltage&Power-Voltage Curver



## Engineering Drawings

